

ESG Portfolio Summary

 June 28 2022

Prepared for: null
Portfolio Name: Risk Profile 3

MSCI ESG Ratings



● Portfolio
Risk Profile 3, 16-20

Portfolio ESG Rating Summary

ESG Quality Leader

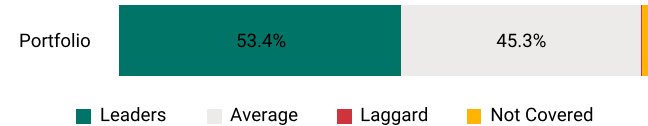
ESG Ratings Distribution

ESG Ratings Momentum

How the MSCI ESG Rating is calculated

	Portfolio
Weighted Avg ESG Score	7.37
Adjustment	
+ ESG Trend Positive	16.21%
- ESG Trend Negative	3.56%
- ESG Laggards	0.38%
Adjustment Total	12.28%
Score Adjustment	0.90
ESG Quality Score	8.27
ESG Rating	AA

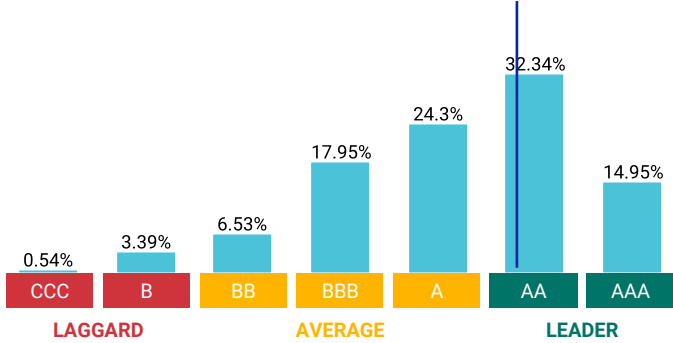
ESG Ratings Distribution



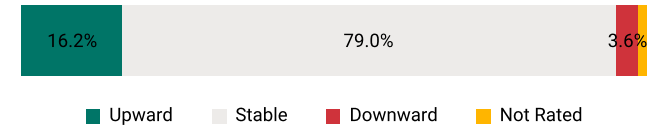
Portfolio : Risk Profile 3

Distribution of MSCI ESG Fund Ratings Universe

As of: 01/24/2022



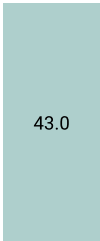
ESG Ratings Momentum



Carbon Risk

(t CO2e/\$M SALES)

Low Carbon Risk



Portfolio

Very High High Moderate Low Very Low

Reputational Risk

(Very Severe Controversy Exposure)

Low Reputational Risk

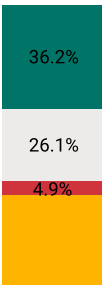


Portfolio

Very High High Moderate Low Very Low

Governance Risk

(Global Percentile)



Portfolio

Leader Average Laggard Not Covered

Portfolio : Risk Profile 3

	Portfolio Weight	Active Weight	ESG Quality Score	ESG Rating	ESG Highlights	ESG Rating Momentum	Carbon Risk (T CO2E/\$M Sales)	Reputational Risk	Governance Risk
ISHARES UK GILTS 0-5YR UCITS ETF GBP (DIST)	29.17%	29.17%	5.9	A	N/A	N/A	Very Low	Very Low	N/A
UBS (IRL) ETF PLC - MSCI UK IMI SR U ETF (GBP) AD	19.79%	19.79%	9.5	AAA	N/A	N/A	Low	Very Low	N/A
ISHARES # ULTRASHORT BOND UCITS ETF GBP (DIST)	10.42%	10.42%	10.0	AAA	N/A	N/A	Low	Low	N/A
ISHARES MSCI USA SRI UCITS ETF USD (ACC)	10.42%	10.42%	9.1	AAA	N/A	N/A	Moderate	Very Low	N/A
UBS LFS MSCI EMERGING MARKETS SR USD AD	9.38%	9.38%	8.0	AA	N/A	N/A	Low	Very Low	N/A
UBS LFS - MSCI EMU SOC RESPONSIBLE U ETF (EUR) AD	7.29%	7.29%	10.0	AAA	N/A	N/A	Low	Very Low	N/A
UBS LFS MSCI PACIFIC SOCIALLY RESP UCITS (USD)AD	7.29%	7.29%	9.1	AAA	N/A	N/A	Low	Very Low	N/A
UBS LFS-MSCI USA SOCIALLY RESPONSIBLE U (USD)AD	6.25%	6.25%	8.7	AAA	N/A	N/A	Low	Very Low	N/A

Market Value Coverage

	ESG Quality	Carbon Risk	Reputational Risk	Governance Risk
Risk Profile 3, 16-20	99%	70%	100%	67%

DEFINITIONS

ESG Quality Score measures the ability of underlying holdings to manage key medium to long-term risks and opportunities arising from environmental, social, and governance factors. It is based on MSCI ESG Ratings and is measured on a scale of 0 to 10 (worst to best). The distribution of scores is based on the universe of approximately 28,000 funds included in MSCI ESG Fund Metrics.

ESG Ratings Distribution represents the percentage of a portfolio's market value coming from holdings classified as ESG Ratings Leaders (AAA and AA), Average (A, BBB, and BB), and Laggards (B and CCC).

ESG Ratings Momentum represents the percentage of a portfolio's market value coming from holdings that have had an ESG Ratings upgrade, and those with a downgrade, since their previous ESG Rating assessment.

Carbon Risk measures exposure to carbon intensive companies. It is based on MSCI CarbonMetrics, and is calculated as the portfolio weighted average of issuer carbon intensity. At the issuer level, Carbon Intensity is the ratio of annual scope 1 and 2 carbon emissions to annual revenue. Carbon Risk is categorized as Very Low (0 to <15), Low (15 to <70), Moderate (70 to <250), High (250 to <525), and Very High (>=525).

Reputational Risk represents the percentage of a portfolio's market value coming from holdings involved in very severe controversial events. It is based on MSCI ESG Controversies. Portfolio level Reputational Risk is categorized as Very Low (0%), Low (>0% to <1%), Moderate (1% to <5%), High (5% to <10%), and Very High (>=10%).

Governance Risk represents the percentage of a portfolio's market value coming from holdings classified as Governance Leaders (global percentile of 76-100%), Average (26-75%), and Laggards (0-25%).

DISCLAIMER

The information contained herein (the "Information") may not be reproduced or disseminated in whole or in part without prior written permission from MSCI ESG Research. The Information may not be used to verify or correct other data, to create any derivative works, to create indexes, risk models, or analytics, or in connection with issuing, offering, sponsoring, managing or marketing any securities, portfolios, financial products or other investment vehicles. Historical data and analysis should not be taken as an indication or guarantee of any future performance, analysis, forecast or prediction. MSCI ESG Research is provided by MSCI Inc.'s subsidiary, MSCI ESG Research LLC, a Registered Investment Adviser under the Investment Advisers Act of 1940. MSCI ESG Research materials, including materials utilized in any MSCI ESG Indexes or other products, have not been submitted to, nor received approval from, the United States Securities and Exchange Commission or any other regulatory body. None of the Information or MSCI index or other product or service constitutes an offer to buy or sell, or a promotion or recommendation of, any security, financial instrument or product or trading strategy. Further, none of the Information is intended to constitute investment advice or a recommendation to make (or refrain from making) any kind of investment decision and may not be relied on as such. The Information is provided "as is" and the user of the Information assumes the entire risk of any use it may make or permit to be made of the Information. NONE OF MSCI INC. OR ANY OF ITS SUBSIDIARIES OR ITS OR THEIR DIRECT OR INDIRECT SUPPLIERS OR ANY THIRD PARTY INVOLVED IN THE MAKING OR COMPILING OF THE INFORMATION (EACH, AN "INFORMATION PROVIDER") MAKES ANY WARRANTIES OR REPRESENTATIONS AND, TO THE MAXIMUM EXTENT PERMITTED BY LAW, EACH INFORMATION PROVIDER HEREBY EXPRESSLY DISCLAIMS ALL IMPLIED WARRANTIES, INCLUDING WARRANTIES OF MERCHANTABILITY AND FITNESS FOR A PARTICULAR PURPOSE. WITHOUT LIMITING ANY OF THE FOREGOING AND TO THE MAXIMUM EXTENT PERMITTED BY LAW, IN NO EVENT SHALL ANY OF THE INFORMATION PROVIDERS HAVE ANY LIABILITY REGARDING ANY OF THE INFORMATION FOR ANY DIRECT, INDIRECT, SPECIAL, PUNITIVE, CONSEQUENTIAL (INCLUDING LOST PROFITS) OR ANY OTHER DAMAGES EVEN IF NOTIFIED OF THE POSSIBILITY OF SUCH DAMAGES. The foregoing shall not exclude or limit any liability that may not by applicable law be excluded or limited.

About MSCI ESG Research Products and Services

MSCI ESG Research products and services are provided by MSCI ESG Research LLC, and are designed to provide in-depth research, ratings and analysis of environmental, social and governance-related business practices to companies worldwide. ESG ratings, data and analysis from MSCI ESG Research LLC. are also used in the construction of the MSCI ESG Indexes. MSCI ESG Research LLC is a Registered Investment Adviser under the Investment Advisers Act of 1940 and a subsidiary of MSCI Inc.

About MSCI ESG Research Products and Services

MSCI is a leading provider of critical decision support tools and services for the global investment community. With over 45 years of expertise in research, data and technology, we power better investment decisions by enabling clients to understand and analyze key drivers of risk and return and confidently build more effective portfolios. We create industry-leading research-enhanced solutions that clients use to gain insight into and improve transparency across the investment process. To learn more, please visit www.msci.com.

esgclientservice@msci.com

Americas

+ 1 212 804 5299

Europe, Middle East & Africa

+ 44 20 7618 2510

Asia Pacific

+ 612 9033 9339

About MSCI ESG research products and services

MSCI ESG Research products and services are provided by MSCI ESG Research LLC, and are designed to provide in-depth research, ratings and analysis of environmental, social and governance-related business practices to companies worldwide. ESG ratings, data and analysis from MSCI ESG Research LLC. are also used in the construction of the MSCI ESG Indexes. MSCI ESG Research LLC is a Registered Investment Adviser under the Investment Advisers Act of 1940 and a subsidiary of MSCI Inc.

About MSCI

MSCI is a leading provider of critical decision support tools and services for the global investment community. With over 45 years of expertise in research, data and technology, we power better investment decisions by enabling clients to understand and analyze key drivers of risk and return and confidently build more effective portfolios. We create industry-leading research-enhanced solutions that clients use to gain insight into and improve transparency across the investment process.

To learn more, please visit www.msci.com.